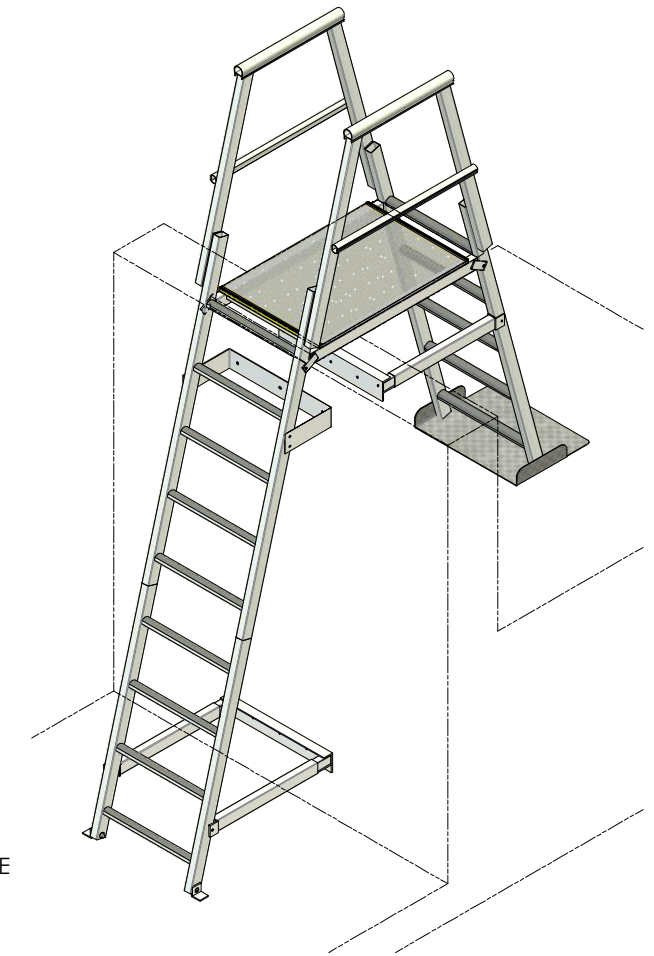
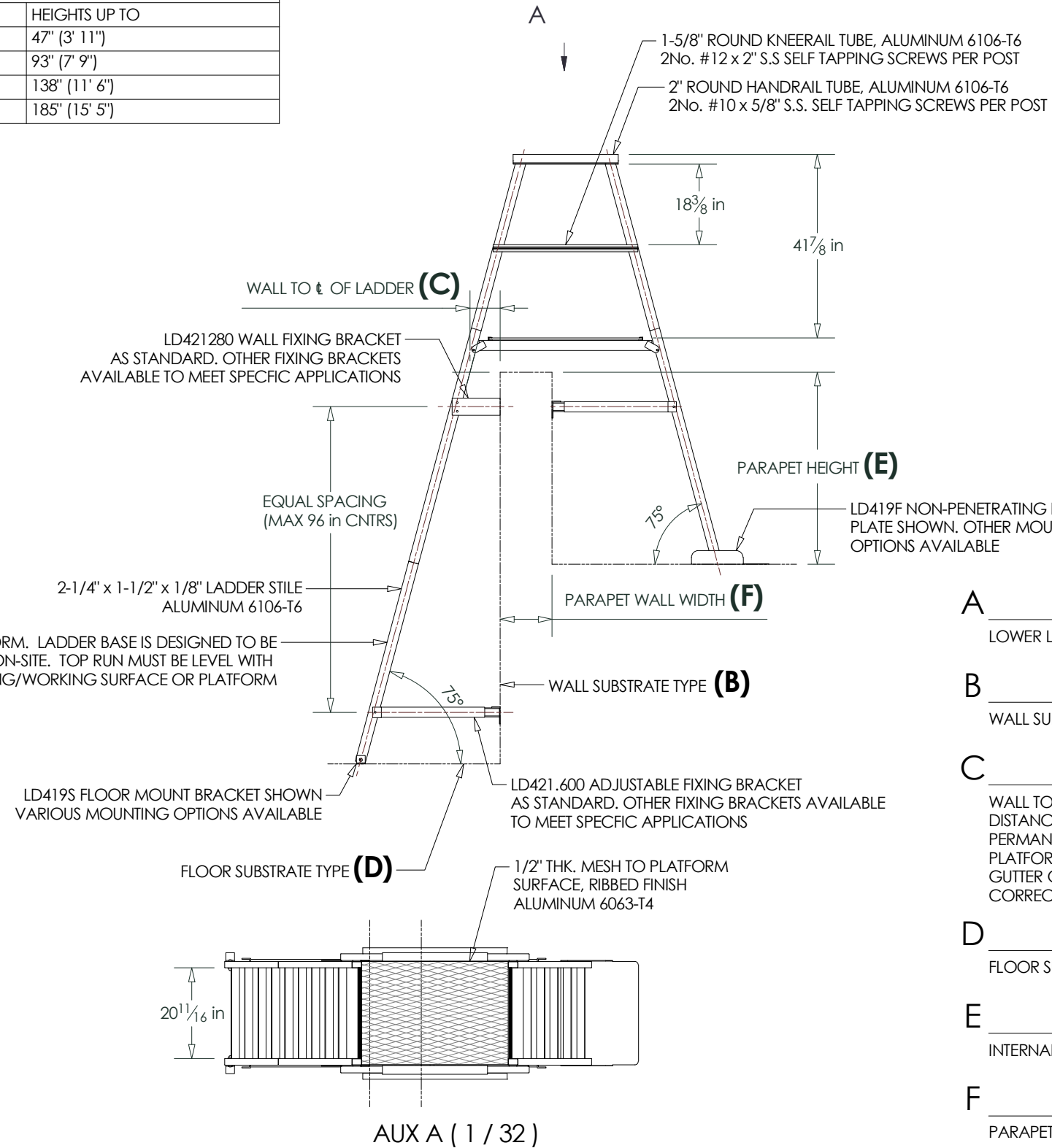
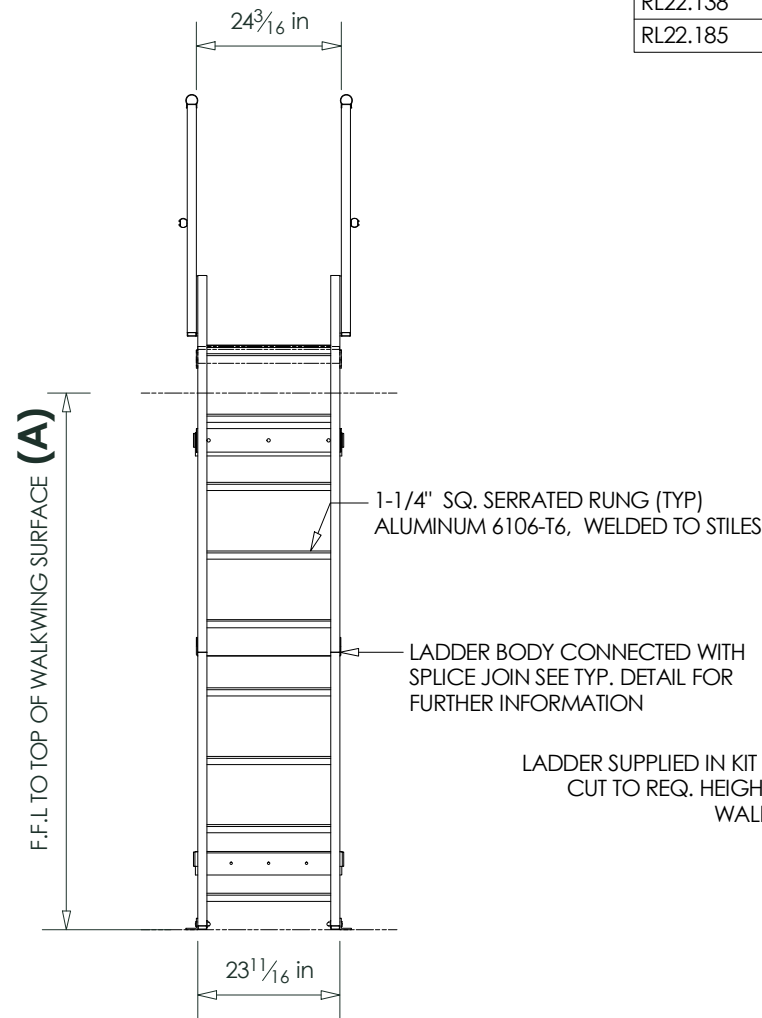


PROJECT REF: _____
 CONTRACTOR: _____
 APPROVED BY: _____
 SIGN HERE: _____

AVAILABLE LADDER KITS	
CODE	HEIGHTS UP TO
RL22.47	47" (3' 11")
RL22.93	93" (7' 9")
RL22.138	138" (11' 6")
RL22.185	185" (15' 5")



- A _____
LOWER LEVEL TO UPPER LEVEL WALKING/WORKING HEIGHT
- B _____
WALL SUBSTRATE TYPE (I.E. BRICK, CONCRETE BLOCK, METAL SLIDING, ETC)
- C _____
WALL TO CENTRELINE OF LADDER. OSHA 1910.23(D)(2) STATES THAT THE DISTANCE FROM THE CENTRELINE OF THE RUNGS TO THE NEAREST PERMANENT OBJECT SHALL NOT BE LESS THAN 7". OSHA ALSO REQUIRES A PLATFORM IF THE DISTANCE EXCEEDS 12". PLEASE STATE WIDTH OF ANY GUTTER OR OBJECT (E.G. GUTTER 9" WIDE). FIXFAST WILL ENSURE THAT THE CORRECT BRACKET IS PROVIDED
- D _____
FLOOR SUBSTRATE TYPE (I.E. ROOF MEMBRANE, CONCRETE, METAL, ROOF, ETC.)
- E _____
INTERNAL PARAPET WALL HEIGHT
- F _____
PARAPET WALL WIDTH

DRN: RP	DATE: 12/07/2017	SCALE 1 / 32	UNTOLERANCED DIMENSIONS		
CHK: WL	DATE: 2/11/2017		DIMENSION	DIAMETER	LENGTH
APP: RP	DATE: 2/11/2017		0 - 250mm	± 0.25mm	± 0.5mm
			250 - 750mm	± 0.50mm	± 1.0mm
			> 750mm	± 0.75mm ± 1.5mm	

FIXFASTUSA

6210S INDIANAPOLIS ROAD
WHITESTOWN IN 46075 USA
T +1 317 769 7710
F +1 317 769 5560
E sales@fixfastusa.com
W www.fixfastusa.com

Maximum safety. Minimum fuss.

THIS DRAWING REMAINS THE PROPERTY OF FIXFAST USA® AND MAY NOT BE CHANGED WITHOUT WRITTEN PERMISSION

DESCRIPTION ANGLED LADDER WITH 3ft PARAPET PLATFORM		SHT # 1 / 1
MATERIAL	FINISH	SIZE B
DWG No. RL22	FAB No.	REV 1

1	3/11/2017	RP	WL	ISSUED FOR RELEASE
REV	DATE	BY	APP	COMMENTS