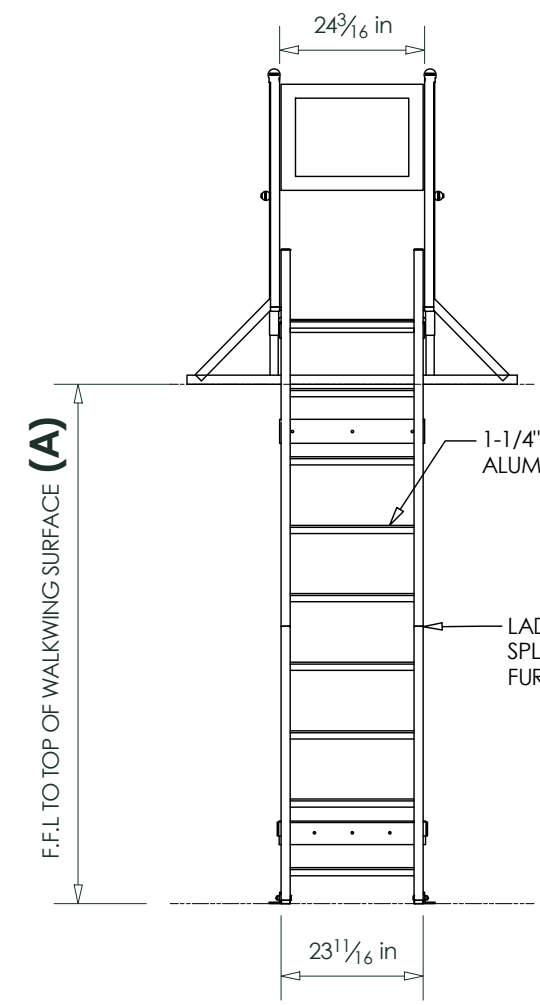
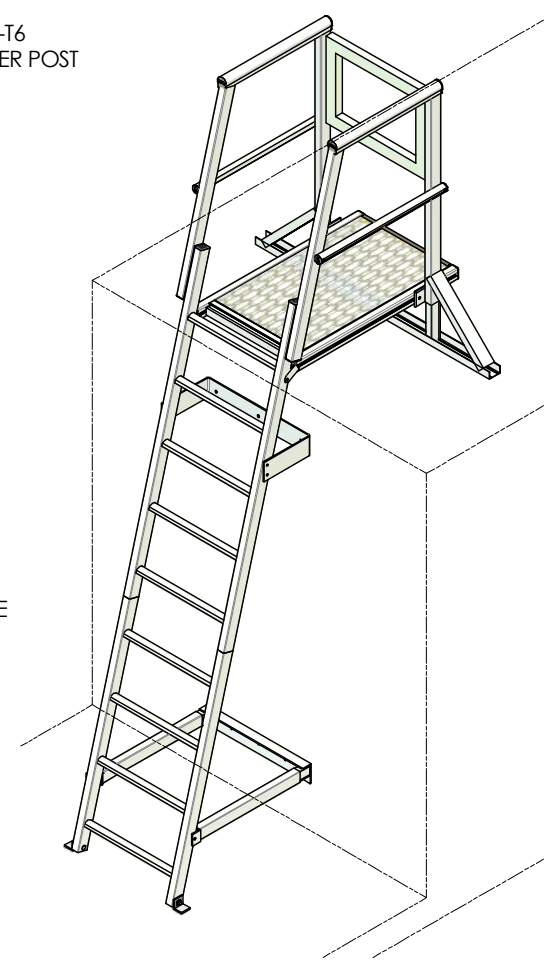
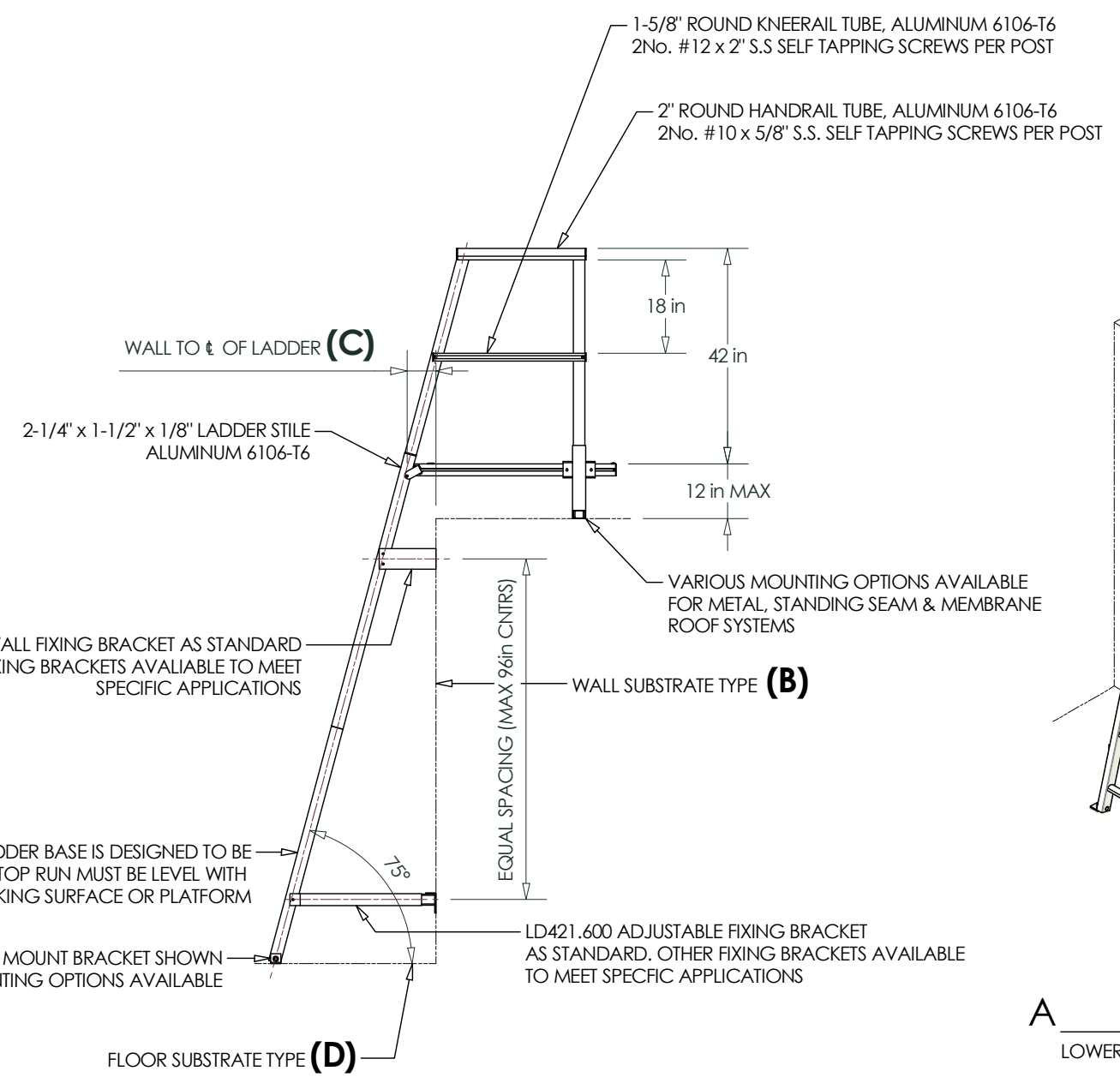


PROJECT REF: \_\_\_\_\_  
 CONTRACTOR: \_\_\_\_\_  
 APPROVED BY: \_\_\_\_\_  
 SIGN HERE: \_\_\_\_\_

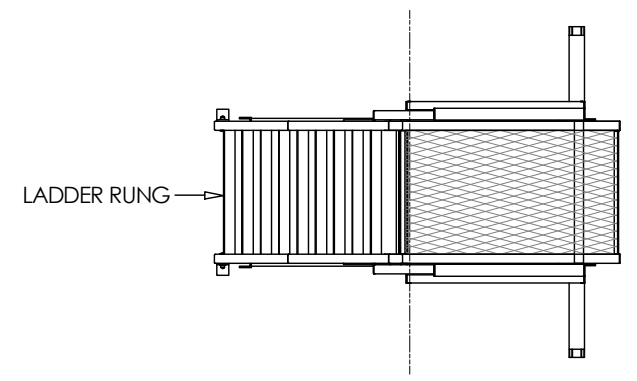


FRONT ELEVATION ( 1 / 32 )



- A** \_\_\_\_\_  
LOWER LEVEL TO UPPER LEVEL WALKING/WORKING HEIGHT
- B** \_\_\_\_\_  
WALL SUBSTRATE TYPE (I.E. BRICK, CONCRETE BLOCK, METAL SLIDING, ETC)
- C** \_\_\_\_\_  
WALL TO CENTRELINE OF LADDER. OSHA 1910.23(D)(2) STATES THAT THE DISTANCE FROM THE CENTRELINE OF THE RUNG TO THE NEAREST PERMANENT OBJECT SHALL NOT BE LESS THAN 7". OSHA ALSO REQUIRES A PLATFORM IF THE DISTANCE EXCEEDS 12". PLEASE STATE WIDTH OF ANY GUTTER OR OBJECT (E.G. GUTTER 9" WIDE). FIXFAST WILL ENSURE THAT THE CORRECT BRACKET IS PROVIDED
- D** \_\_\_\_\_  
FLOOR SUBSTRATE TYPE (I.E. ROOF MEMBRANE, CONCRETE, METAL, ROOF, ETC.)

AVAILABLE LADDER KITS	
CODE	HEIGHTS UP TO
RL25.047	47" (3' 11")
RL25.94	94" (7' 10")
RL25.141	141" (11' 9")
RL25.188	188" (15' 8")
RL25.234	234" (19' 6")
RL25.283	283" (23' 7")



DRN: SW DATE: 4/12/2018  
 CHK: RP DATE: 4/12/2018  
 APP: MV DATE: 4/12/2018

SCALE 1 / 32

DIMENSION TOLERANCES UNLESS NOTED OTHERWISE

X	± 1mm
X.X	± 0.25mm
X.XX	± 0.1mm
ANGLE	± 1°

3rd ANGLE PROJECTION

**FIXFASTUSA**

6210S INDIANAPOLIS ROAD  
 WHITESTOWN IN 46075 USA  
 T +1 317 769 7710  
 F +1 317 769 5560  
 E sales@fixfastusa.com  
 W www.fixfastusa.com

Maximum safety. Minimum fuss.  
 THIS DRAWING REMAINS THE PROPERTY OF FIXFAST USA® AND MAY NOT BE CHANGED WITHOUT WRITTEN PERMISSION

DESCRIPTION		SHT #
ANGLED LADDER WITH 3ft WALKWAY KIT		1 / 1
MATERIAL	FINISH	SIZE
DWG No.	FAB No.	REV
RL25		1

REV	DATE	BY	APP	COMMENTS
1	4/12/2018	SW	RP	ISSUED FOR RELEASE