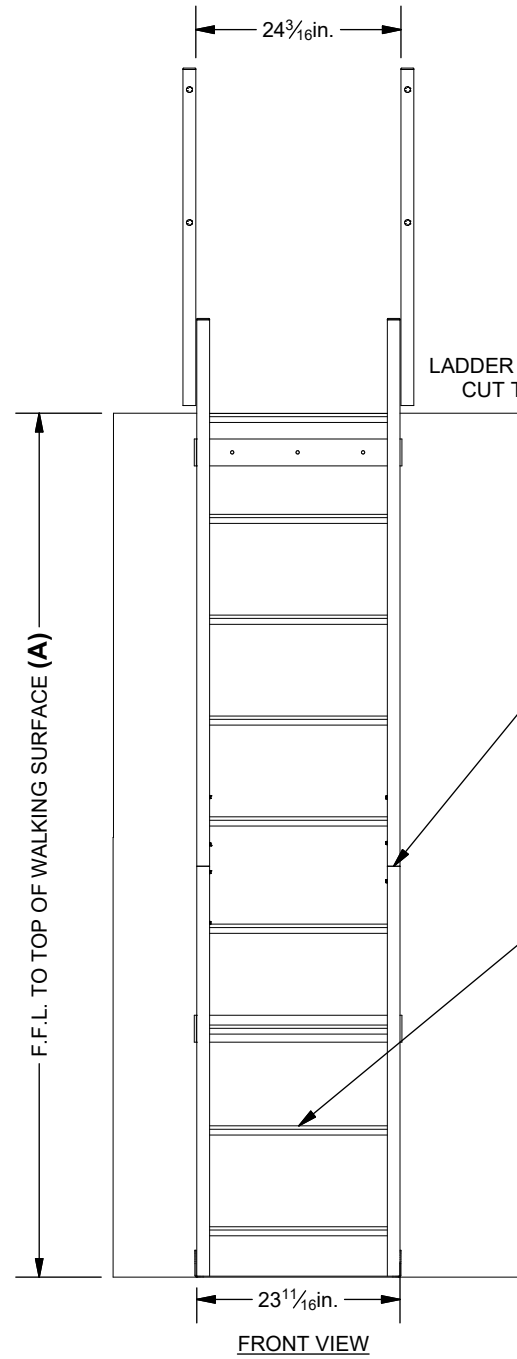


PROJECT REF: _____
 CONTRACTOR: _____
 APPROVED BY: _____
 SIGN HERE: _____

AVAILABLE LADDER KITS	
CODE	HEIGHTS UP TO
RL31.053	53in (4ft , 5in)
RL31.100	100in (8ft , 4in)
RL31.147	147in (12ft , 3in)
RL31.195	195in (16ft , 3in)
RL31.240	240in (20ft)
RL31.289	289in (24ft , 1in)



LADDER SUPPLIED IN KIT FORM. LADDER BASE IS DESIGNED TO BE CUT TO REQ. HEIGHT ON-SITE. TOP RUNG MUST BE LEVEL WITH WALKING/WORKING SURFACE OR PLATFORM

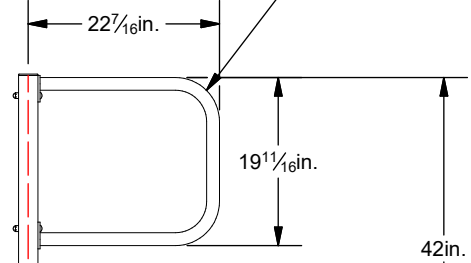
LADDER BODY CONNECTED WITH SPLICE JOINT SEE TYP. DETAIL FOR FURTHER INFORMATION

1-1/4in SQ. SERRATED RUNG (TYP) ALUMINUM 6106-T6, WELDED TO STILES

LD419F NON-PENETRATING BASE PLATE VARIOUS MOUNTING OPTIONS AVAILABLE

FLOOR SUBSTRATE TYPE (D)

Ø2in TUBULAR GRABRAIL, ALUMINUM 6106-T6 MOUNT WITH (2) 5/16in X 3in SS BOLTS EACH SIDE



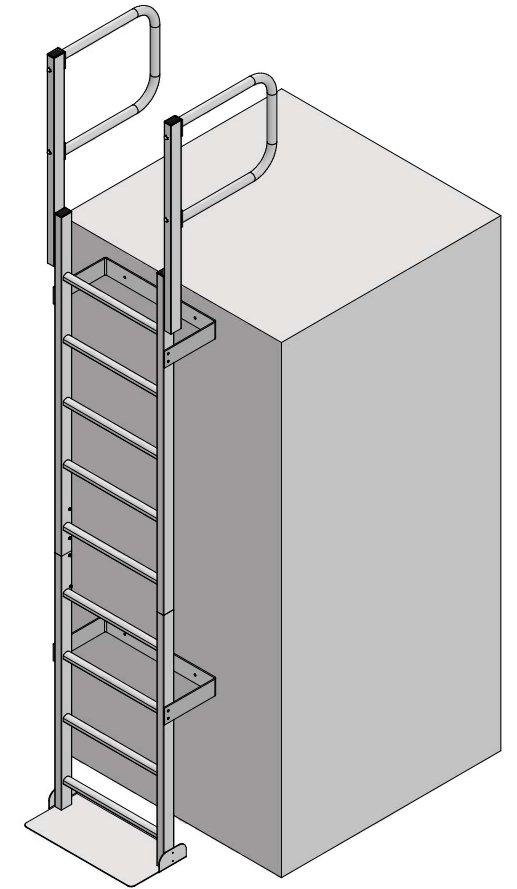
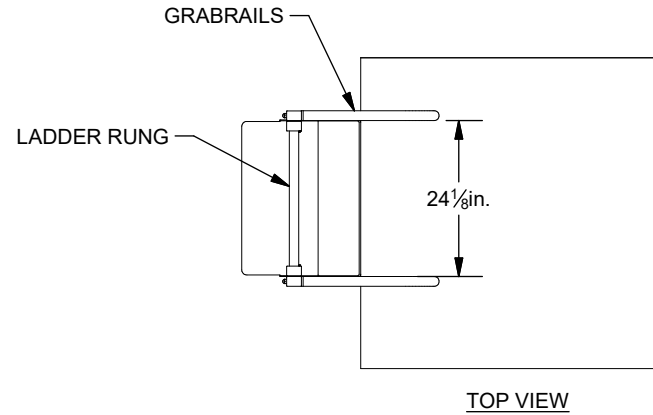
2-1/4in x 1-1/2in x 1/8in LADDER STILE ALUMINUM 6106-T6

WALL TO C OF LADDER (C)

EQUAL SPACING (MAX 96in CNTRS)

WALL SUBSTRATE TYPE (B)

LD421.280 WALL FIXING BRACKET AS STANDARD OTHER FIXING BRACKETS AVAILABLE TO MEET SPECIFIC APPLICATIONS



- A** _____
LOWER LEVEL TO UPPER LEVEL WALKING/WORKING HEIGHT
- B** _____
WALL SUBSTRATE TYPE (I.E BRICK, CONCRETE BLOCK, METAL SIDING, ETC)
- C** _____
WALL TO CENTERLINE OF LADDER. OSHA 1910.23(D)(2) STATES THAT THE DISTANCE FROM THE CENTERLINE OF THE RUNGS TO THE NEAREST PERMANENT OBJECT SHALL NOT BE LESS THAN 7in. OSHA ALSO REQUIRES A PLATFORM IF THE DISTANCE EXCEEDS 12in. PLEASE STATE WIDTH OF ANY GUTTER OR OBJECT (E.G. GUTTER 9in WIDE). FIXFAST WILL ENSURE THAT THE CORRECT BRACKET IS PROVIDED
- D** _____
FLOOR SUBSTRATE TYPE (I.E. ROOF MEMBRANE, CONCRETE, METAL ROOF, ETC.)

REV	DATE	BY	APP	COMMENTS
01	03/10/2022	SJC	WJL	ISSUED FOR RELEASE

DRN: SJC	DATE: 03/10/2022
CHK: END	DATE:
APP: WJL	DATE:

SCALE 1 / 48		
UNTOLERANCED DIMENSIONS		
DIMENSION	DIAMETER	LENGTH
0 - 250mm	± 0.25mm	± 0.5mm
250 - 750mm	± 0.50mm	± 1.0mm
> 750mm	± 0.75mm	± 1.5mm

FIXFASTUSA

3921 Perry Blvd.
Whitestown, IN. 46077
T +1 888 637 7872
E sales@fixfastusa.com
W www.fixfastusa.com

Maximum safety. Minimum fuss.

THIS DRAWING REMAINS THE PROPERTY OF FIXFAST USA® AND MAY NOT BE CHANGED WITHOUT WRITTEN PERMISSION

DESCRIPTION: VERTICAL LADDER WITH GRABRAILS		SHT #: 1/1
MATERIAL: ALUMINUM	FINISH: MILL FINISH	SIZE: B
DWG No.: 202203-74	PRODUCT CODE: RL31	REV: 01