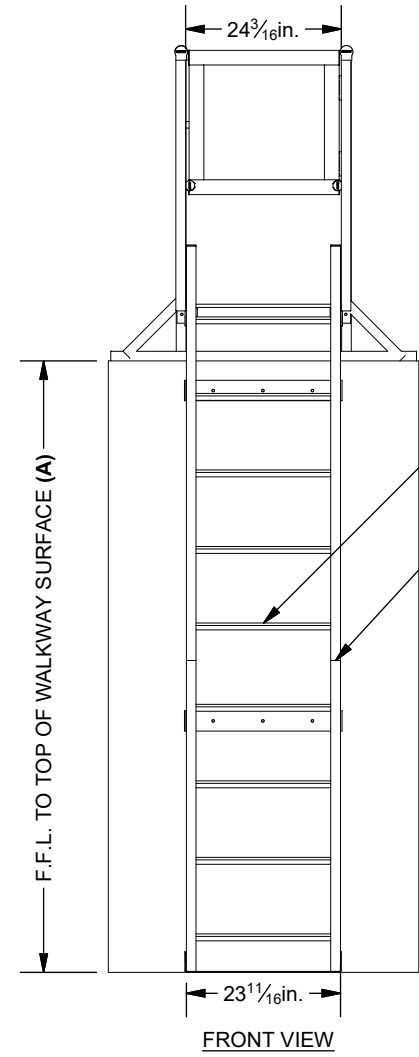


PROJECT REF: _____
 CONTRACTOR: _____
 APPROVED BY: _____
 SIGN HERE: _____

AVAILABLE LADDER KITS	
CODE	HEIGHTS UP TO
RL33.47	47in (3ft, 11in)
RL33.94	94in (7ft, 10in)
RL33.141	141in (11ft, 9in)
RL33.188	188in (15ft, 8in)
R33.234	234in (19ft, 6in)
RL33.283	283in (23ft, 7in)



1-1/4in SQ. SERRATED RUNG (TYP)
 ALUMINUM 6106-T6, WELDED TO STILES

LADDER BODY CONNECTED WITH
 SPLICE JOINT SEE TYP. DETAIL FOR
 FURTHER INFORMATION

LADDER SUPPLIED IN KIT FORM. LADDER BASE IS DESIGNED TO BE
 CUT TO REQ. HEIGHT ON-SITE. TOP RUNG MUST BE LEVEL WITH
 WALKING/WORKING SURFACE OR PLATFORM

2-1/4in x 1-1/2in x 1/8in LADDER STILE
 ALUMINUM 6106-T6

WALL TO $\frac{t}{2}$ OF LADDER (C)

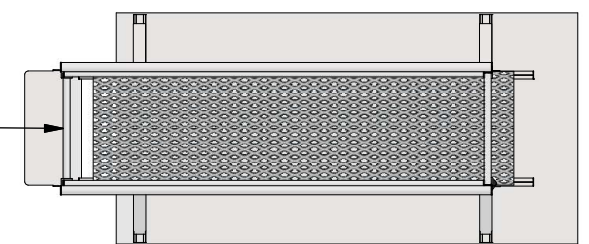
WALL SUBSTRATE TYPE (B)

EQUAL SPACING (MAX 96in CNTRS)

75°

FLOOR SUBSTRATE TYPE (D)

LD419F NON-PENETRATING BASE PLATE
 OTHER MOUNTING OPTIONS AVAILABLE

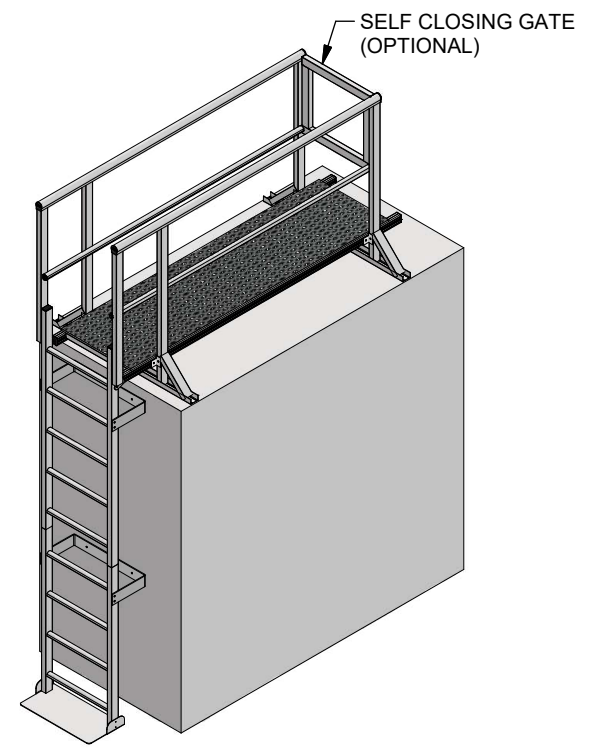


TOP VIEW

2in ROUND TOPRAIL TUBE, ALUMINUM 6005-T5
 (2) 3/4in SS SELF TAPPING SCREWS PER POST

1-5/8in ROUND MIDRAIL TUBE, ALUMINUM 6005-T5
 (2) 2in SS SELF TAPPING SCREWS PER POST

2-1/4in x 1-1/2in x 1/8in EXTRUDED POST
 ALUMINUM 6005-T5



VARIOUS MOUNTING OPTIONS AVAILABLE
 FOR METAL, STANDING SEAM & MEMBRANE
 ROOF SYSTEMS

- A** _____
LOWER LEVEL TO UPPER LEVEL WALKING/WORKING HEIGHT
- B** _____
WALL SUBSTRATE TYPE (I.E BRICK, CONCRETE BLOCK, METAL SIDING, ETC)
- C** _____
WALL TO CENTERLINE OF LADDER. OSHA 1910.23(D)(2) STATES THAT THE
DISTANCE FROM THE CENTERLINE OF THE RUNGS TO THE NEAREST
PERMANENT OBJECT SHALL NOT BE LESS THAN 7in. OSHA ALSO REQUIRES A
PLATFORM IF THE DISTANCE EXCEEDS 12in. PLEASE STATE WIDTH OF ANY
GUTTER OR OBJECT (E.G. GUTTER 9in WIDE). FIXFAST WILL ENSURE THAT THE
CORRECT BRACKET IS PROVIDED
- D** _____
FLOOR SUBSTRATE TYPE (I.E. ROOF MEMBRANE, CONCRETE, METAL ROOF, ETC.)

REV	DATE	BY	APP	COMMENTS
01	03/11/2022	SJC	WJL	ISSUED FOR RELEASE

DRN: SJC	DATE: 03/11/2022
CHK: END	DATE:
APP: WJL	DATE:

SCALE 1 / 48	UNTOLERANCED DIMENSIONS		
	DIMENSION	DIAMETER	LENGTH
	0 - 250mm	± 0.25mm	± 0.5mm
	250 - 750mm	± 0.50mm	± 1.0mm
	> 750mm	± 0.75mm	± 1.5mm

FIXFASTUSA

3921 Perry Blvd.
 Whitestown, IN. 46077
 T +1 888 637 7872
 E sales@fixfastusa.com
 W www.fixfastusa.com

Maximum safety. Minimum fuss.

THIS DRAWING REMAINS THE PROPERTY OF FIXFAST USA®
 AND MAY NOT BE CHANGED WITHOUT WRITTEN PERMISSION

DESCRIPTION		ANGLED LADDER WITH 8ft WALKWAY	SHT #	1/1	
MATERIAL	ALUMINUM	FINISH	MILL FINISH	SIZE	B
DWG No.	202203-76	PRODUCT CODE	RL23	REV	01